

Montage und Aufmaß für das Trennwand System - 4102

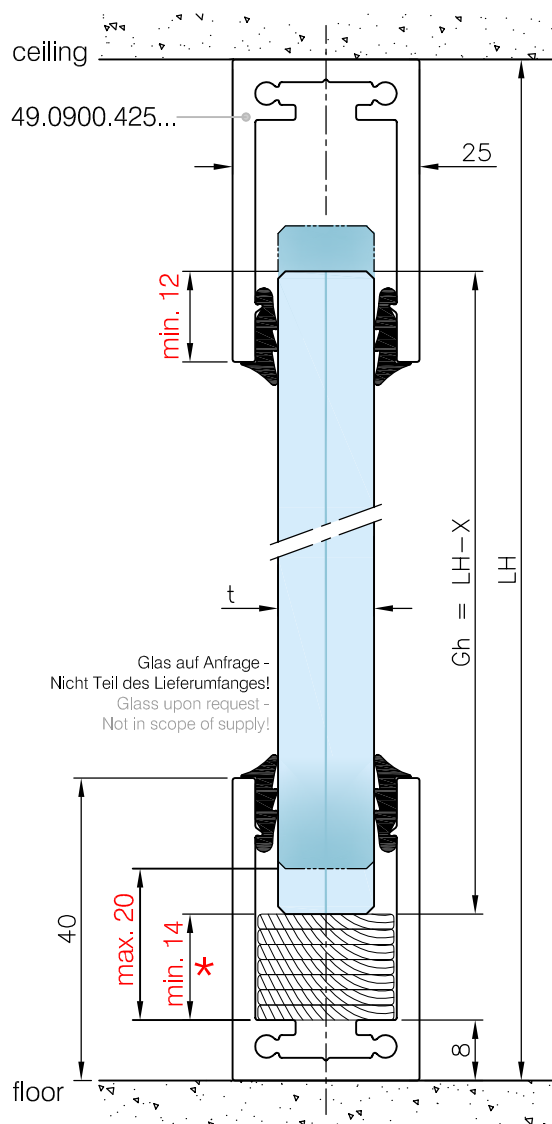
Installation and site measuring for the partition wall system - 4102

Art. Nr.: 29.4102.012.xx

Art. Nr.: 29.4102.016.xx

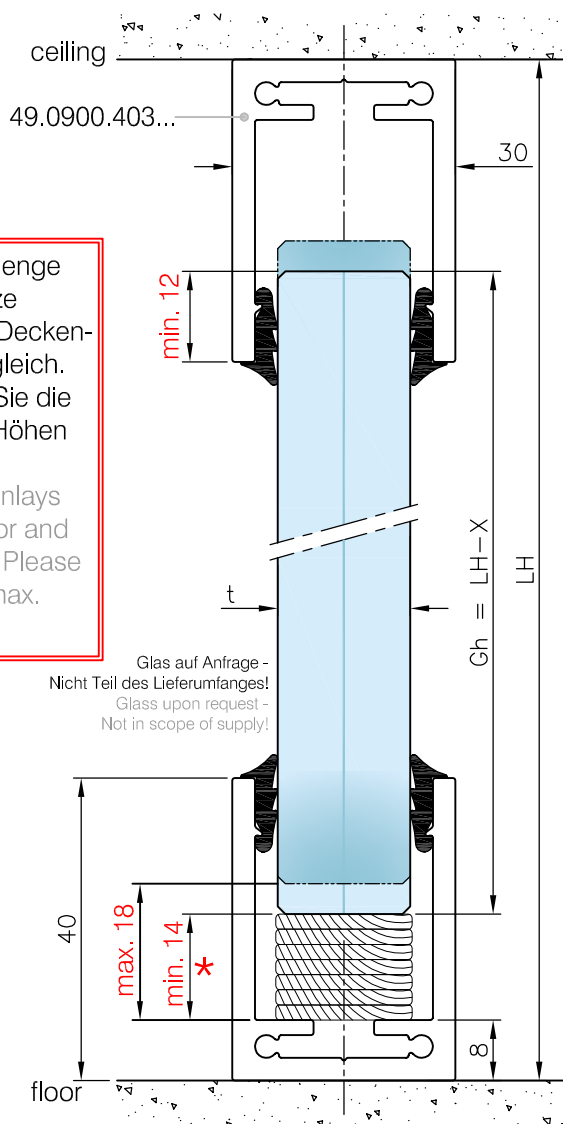
Aufmaß mit U-Profil 40x25x40:

Site measuring with U-profile 40x25x40:




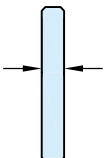


Aufmaß mit U-Profil 40x30x40:

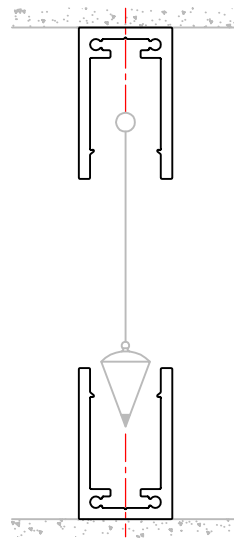
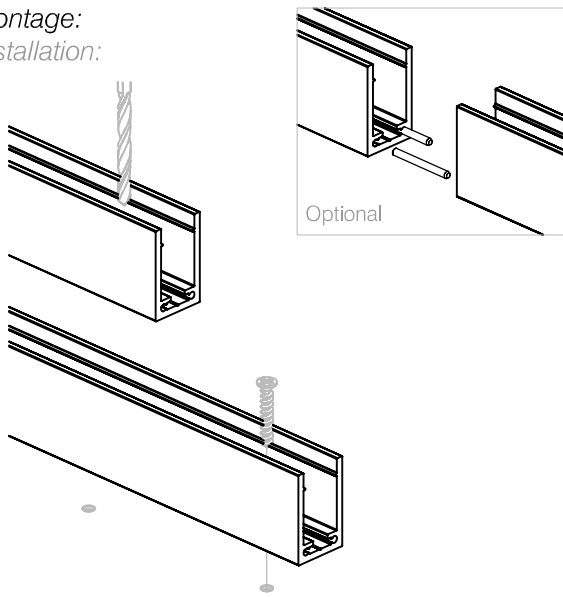
Site measuring with U-profile 40x30x40:




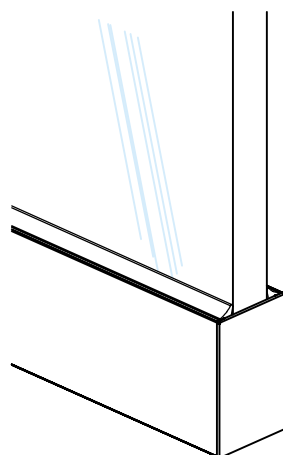
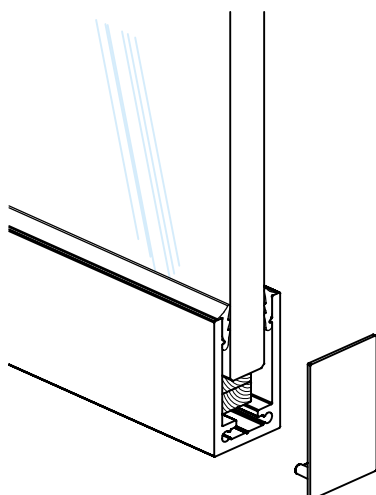
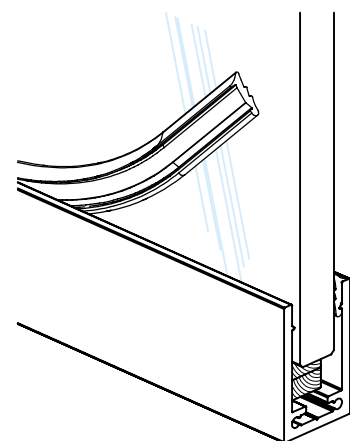
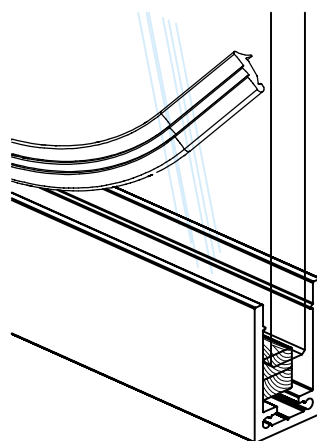
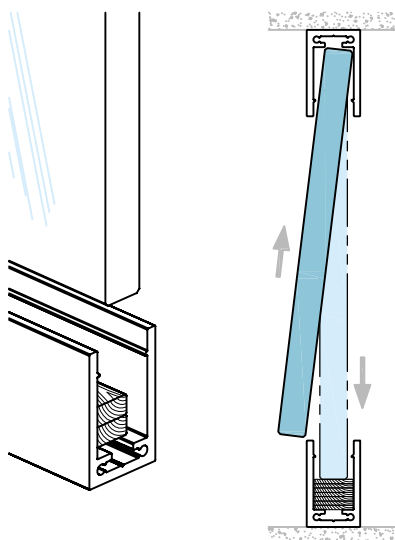
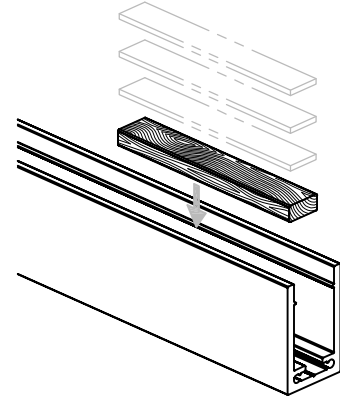
*Die benötigte Menge der Distanzklötze variiert je nach Decken- und Bodenausgleich. Bitte beachten Sie die min. und max. Höhen in der Tabelle!
The amount of inlays depends on floor and ceiling leveling. Please note min. and max. heights listed!

| | t |  | X |  |  * |
|---|-----------------|---|----|---|---|
|  | 12 - 12,76mm | 49.0900.425... | 50 | 19.7030.010.00 | 48.5680.182.00 |
| | | 49.8925.425... | | | |
| | 16,76 - 17,52mm | 49.0900.403... | 50 | 19.7030.010.00 | 48.5680.182.00 |
| | | 49.8925.403... | | | |

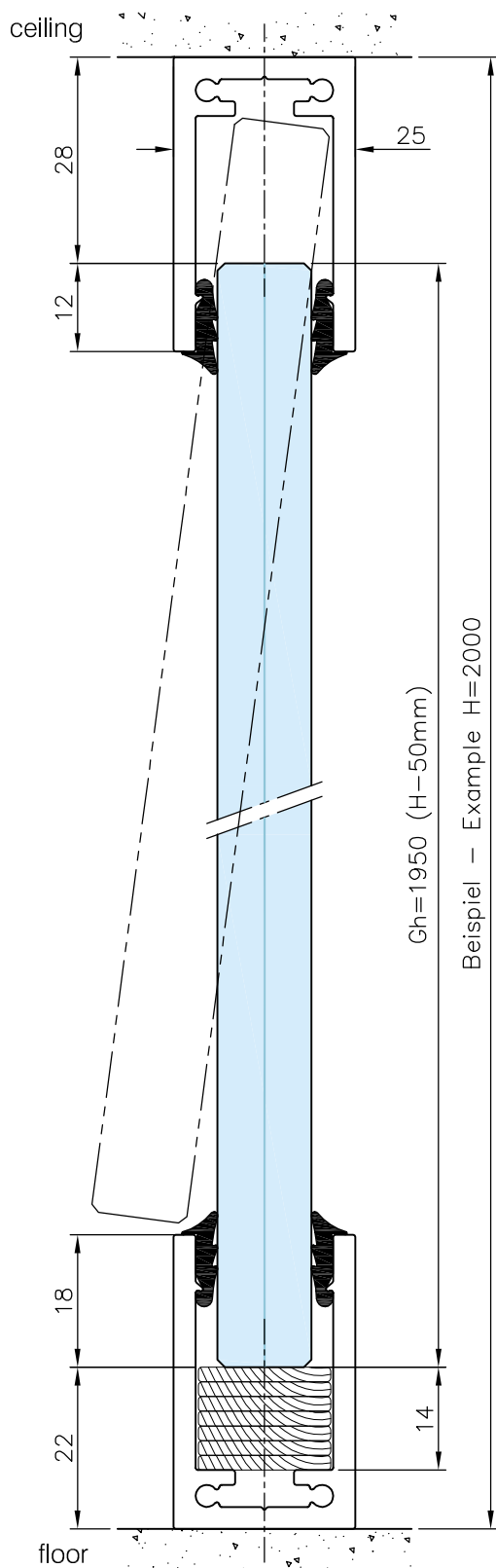
Montage:
Installation:



Die benötigte Menge der Distanzklötze variiert je nach Decken- und Bodenausgleich. Bitte beachten Sie die min. und max. Höhen in der Tabelle!
Amount of inlays depends on floor and ceiling leveling. Please note min. and max. heights listed!



Beispiel mit U-Profil 40x25x40 und 12,76 mm Glas:
 Example with U-profile 40x25x40 and 12.76 mm glass:



Beispiel mit U-Profil 40x30x40 und 12,52 mm Glas:
 Example with U-profile 40x30x40 and 17.52 mm glass:

